

ACTIVITY BOOK

2

American
GET READY!

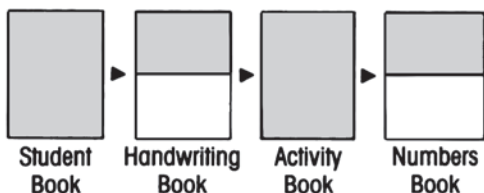


Felicity Hopkins

Notes for the teacher

American Get Ready! is a two-level course that aims to give students a feel for English and to establish a sound basis for later learning. Activity Book 2 is designed to provide further practice of the language and the skills introduced in Student Book 2 and Handwriting Book 2.

Each level of *American Get Ready!* is divided into 60 steps. Each step in the Activity Book is one page and should not be used until students have completed the equivalent steps in the Student Book (one page) and Handwriting Book (half a page). *American Get Ready!* also has a Numbers Book for each level. Each Numbers Book is divided into 60 half-page steps intended for use after the equivalent steps in the Activity Book. The sequence for a complete step is as follows:



Oral work

The Activity Book provides reinforcement of the oral work in the Student Book. For example, Step 20 ("Match and trace") provides an opportunity for question and answer routines using *Where is . . . ?* Some steps, such as Step 50, focus on oral practice.

Reading

There is no "real" reading in *American Get Ready!* In level 1, students will learn to recognize letters of the alphabet, acquire left-right orientation, and be able to recognize some whole words. In level 2, this pre-reading is extended to include a few simple sentences (Steps 49 and 58). In the

Activity Book, students are only expected to read the words or letters in large print. They look like this:

T X D
a red dress

Words in small print indicate to the teacher the language the students should be using orally. They look like this:

Jo-Jo likes dolls.

Writing

Activity Book 1 provides opportunities for coloring and drawing. These are important for the development of motor skills. Activity Book 2 continues this development, giving students extra practice in writing both single letters and whole words. These exercises are carefully matched to the sequence in the Handwriting Book, and it is important to use the Activity Book only when the equivalent step in the Handwriting Book has been completed.


The approach

Although much of the work in Activity Book 2 has been designed for students to do on their own, the teacher should always demonstrate first on the chalkboard, explaining where necessary in the students' first language. It is also a good idea to review the language area being practiced. The aim is for students to succeed and build up confidence about learning English. This won't happen if they are insecure or if they feel that they are constantly being tested.

American Get Ready! Teacher's Book 2 provides full notes on how to use each page of Activity Book 2.

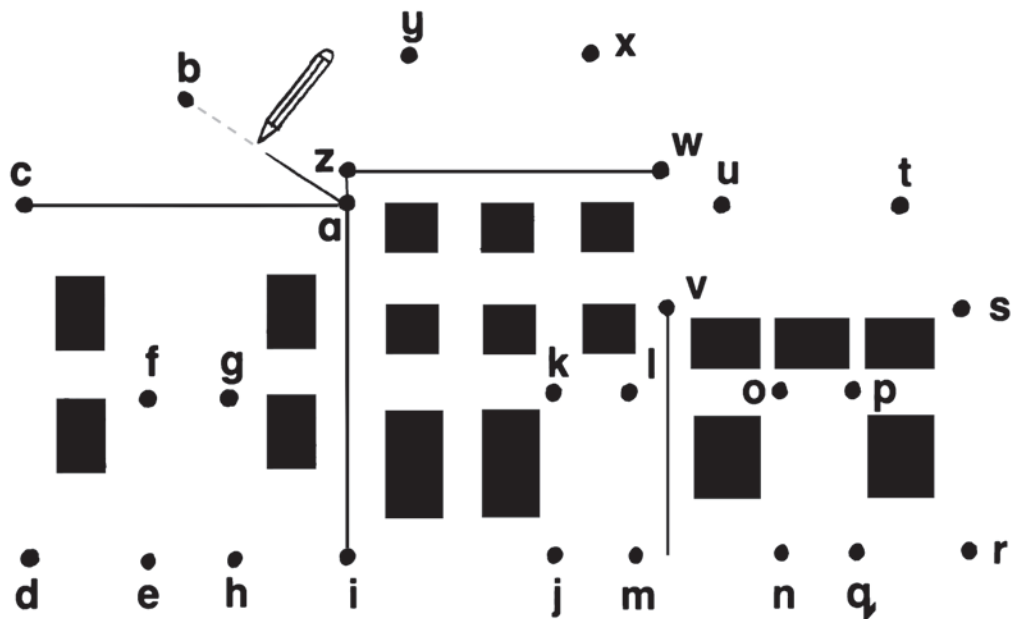
STEP 1

Read and color



1 = blue 2 = green 3 = red 4 = brown

Connect the letters



STEP 2

Match


h

d





t

v

b




Write the first letters




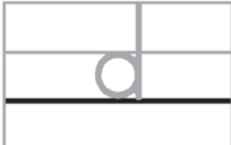
STEP 3

Connect the numbers



Odd one out

a **d** 

 a a 

f t 

 t t 

c c 

 e c 

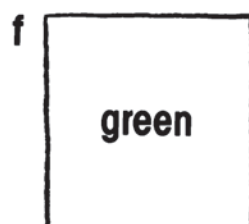
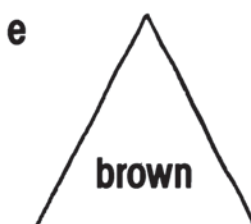
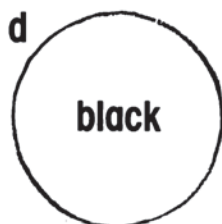
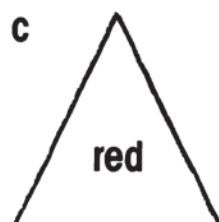
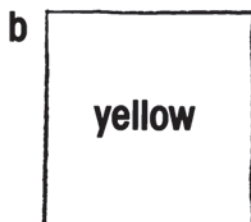
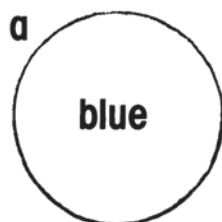
g g 

 y g 

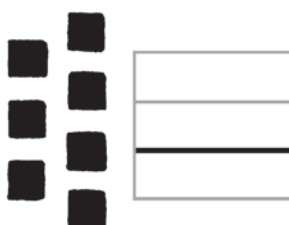
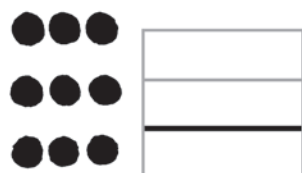
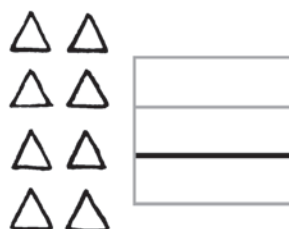
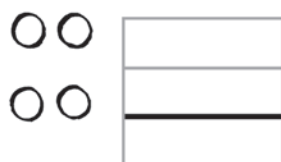

STEP 4

Color and say

"a" is a blue circle.



Write how many



STEP 5

Match

A

b

D

B

d

A

C

a

E

D

e






B

E

c


C

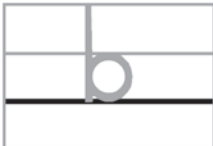
Write



STEP 6

Odd one out

d **b** 

 d d 


n n 

 n r 

v u 

 u u 

g q 

 q q 

Match

f

g

h

i

j



F

H

I

G

J

STEP 7

Match



ball

car

train

bear

kite

elephant

train

elephant doll

car

kite


plane

ball

doll

bear


Write and color



a train



a plane



STEP 8

Write and color



a bear

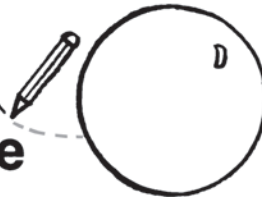


a doll



Match and color

a red ball



a blue plane


a green kite

a yellow car



STEP 9

Match

J	m		J
K	j		N
L	k		K
M	n		M
N	l		L

Write the capital letters

a 

d

b

b

a

c

American GET READY!

American Get Ready! is a lively, two-level course for children who are learning English for the first time. It is based around songs and activities, carefully matched to the interests of young learners, and suitable for use with large or small classes.

American Get Ready! teaches students to say and understand a basic English vocabulary and a small number of useful expressions. It teaches numbers and the letters of the alphabet and introduces students to the early stages of reading and writing.

American Get Ready! is the ideal preparation for very young learners. It gives students that basic knowledge and feeling for English which is the foundation of successful learning.

The core of the course consists of the Student Books and the accompanying Cassettes. An Activity Book, Handwriting Book, and Numbers Book are also available. Each level has a Teacher's Book that provides detailed guidance on how to use the materials.

Oxford University Press
ISBN 0-19-434437-1



9 780194 344371

<http://www.rahnamapress.com>
Email: info@rahnamapress.com